

CODE	MODEL	TYPE	POWER SUPPLY	SERIES
11590006	M9TCE2I	INDUCTION	ELECTRIC	MILO 900

DESCRIPTION

2 ZONES INDUCTION PLATE TOP
TECHNICAL DATA

Electric power (kW)	10
Standard voltage* (kW)	380-415 V 3 N ~
N° of cooking zones	2x5,0kW
IPX Protection Grade (mm)	IPX4

DIMENSIONS DATA

Product dimensions (mm)	400W x 900 P x 290 H
Net weight (kg)	44
Gross weight (kg)	54
Packaging dimensions (m3)	430 x 972 x 624
Packaging volume (m3)	0.26


CONSTRUCTIONAL FEATURES

Worktop made of 2mm-thick AISI 304 stainless steel with Scotch Brite finish. Control panel, side panels and back panel in 1mm thick AISI 304 stainless steel with Scotch Brite finish. Precise juxtaposition of worktops ensuring maximum hygiene. Stainless steel brackets are provided as standard, allowing the appliances to be effectively fixed side by side (optional gasket). Sloping back guard, with built-in exhausted grate and removable steel closing grid. Adjustable feet with scratch-resistant sole made of insulating plastic material.

TECHNICAL FEATURES

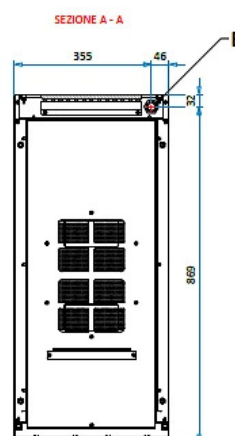
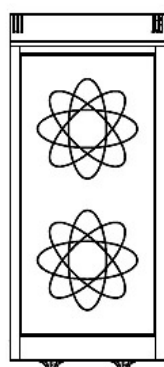
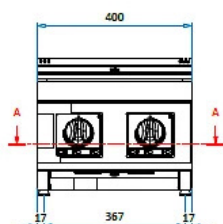
6 mm thick glass ceramic worktop, designed for flush alignment with hermetic seal for an easier cleaning. Potentiometer with continuous power adjustment from 1 to 9. Heating provided by the electromagnetic field at the bottom of the pan made of ferro-magnetic material. Use only pans with a minimum diameter of 150 mm certified for the use with induction appliances. Minimal heat radiation into the environment, greater comfort and safety for the operator since all the power and the heat are delivered to the bottom of the pan. Cooling circuit channel system to always keep the components at the correct operating temperature. Electronic diagnostic system with alarm code signaling via dashboard indicator light. Sensors with glowing glass indicator lights. Ergonomic, athermic control knobs with built-in operating LED.

CODE	MODEL	TYPE	POWER SUPPLY	SERIES
11590006	M9TCE2I	INDUCTION	ELECTRIC	MILO 900

DESCRIPTION

2 ZONES INDUCTION PLATE TOP

TECHNICAL DRAWING



CONNECTIONS

E = ELECTRIC

380-415 V 3 N ~